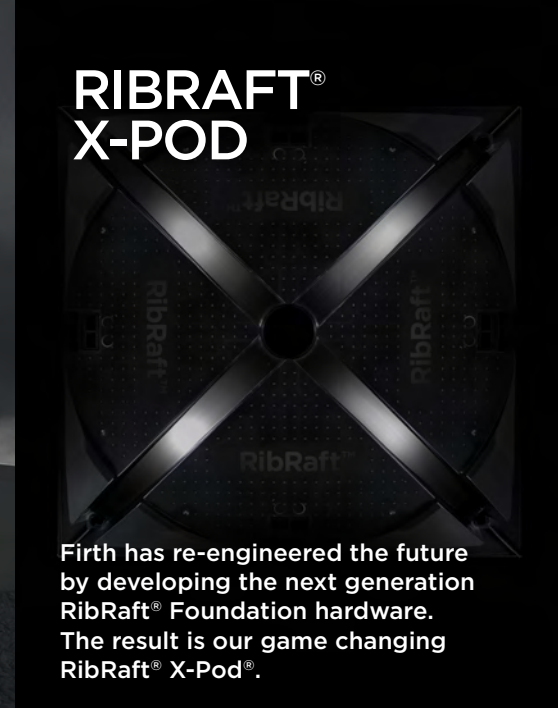




CONCRETE



RIBRAFT FOUNDATIONS

RIBRAFT HOT EDGE FOUNDATIONS

RIBRAFT X-POD

NZ's most popular floor slab solution, with proven technology for more than 20 years.

RibRaft® HotEdge® - Firth's latest innovation in floor slab insulation.

Firth has re-engineered the future by developing the next generation RibRaft® Foundation hardware. The result is our game changing RibRaft® X-Pod®.



COLOURED CONCRETE

There are twelve modern colours in our range, giving you the flexibility to choose colours that create beautiful driveways, concrete floors, paths and patios, to enhance your home.



ELEMENTS COLOURS

- 01 Sea breeze
- 02 Sand storm
- 03 Heat wave
- 04 Monsoon
- 05 Indian summer
- 06 Ice storm
- 07 Cloud burst
- 08 Thunder cloud



ATMOSPHERIC COLOURS

- 21 Mist
- 22 Fog
- 23 Haze
- 24 Smoke

EXPOSED AGGREGATE

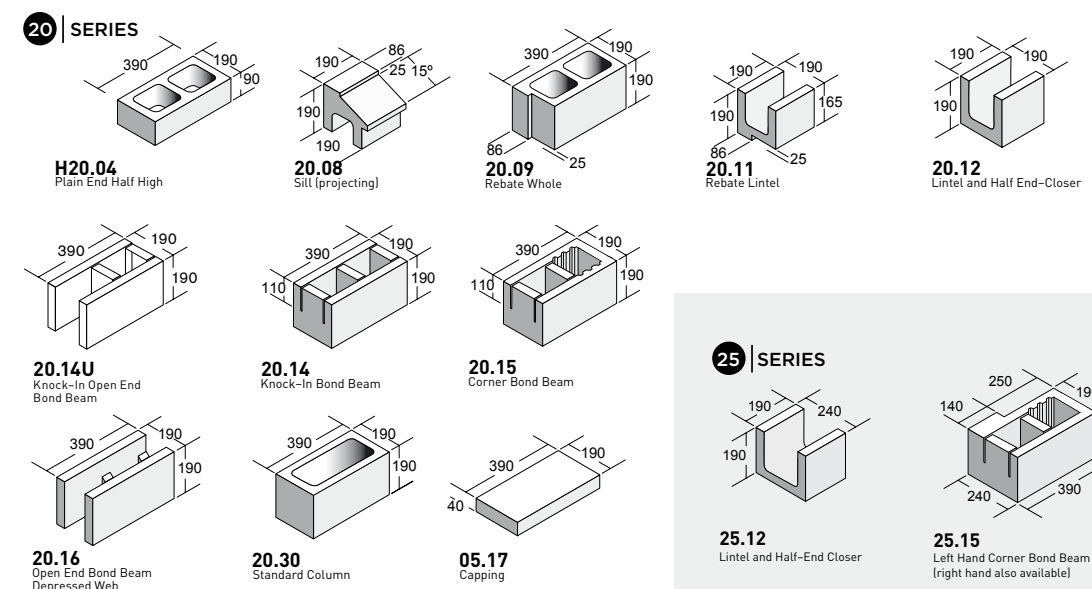
Exposed Aggregate is concrete which has been treated to remove the top layer of cement, to expose the decorative stones beneath. Resulting in a beautiful, low maintenance and non-slip surface for your driveway. Coloured oxides can be added to create your own unique look.

Exposed Aggregate mixes will differ by region, due to locally sourced materials, please contact Firth for more information.



HOLLOW MASONRY

For the full range, please download the Hollow Masonry brochure from our website.



Note: All measurements are in millimetres.

- > Seismically strong - designed to help absorb the forces of an earthquake.
- > Sits "on" the ground not "in" the ground, reducing excavation costs.
- > Design flexibility - you can choose the concrete colour and expose the beautiful stones beneath.

- > Increased thermal performance, assists in attaining Homestar™ points.
- > Provides a clean, seamless, paint-ready finish around your RibRaft® foundation.
- > Reduces cold areas for a warmer, more comfortable home.

- > 100% recyclable = zero landfill waste
- > Constructed from recycled material
- > Stackable pods = vastly reducing storage footprints
- > Easily transported = pods for a 180sqm home can be delivered on a single axle trailer
- > Easy installation system = steel rods click into pods and self-lock, reducing steel ties
- > Adjustable pods = fit any size foundation



NZ'S NO.1 BAGGED CEMENT, MORTAR & SANDS BRAND

0800 DRICON
DRICON.CO.NZ



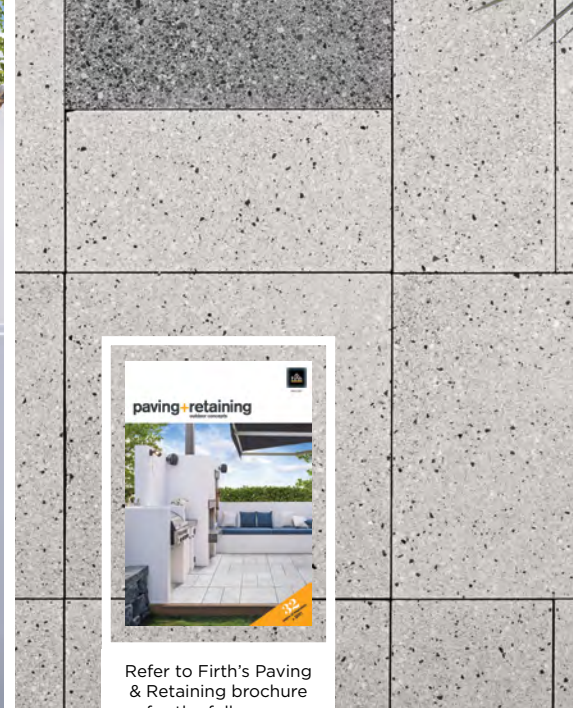
0800 FIRTH 1
FIRTH.CO.NZ

Download our FREE Dricon® App. It makes it easy for you to choose the best Dricon® product for large commercial projects to small home builds or fixes.



THE TRUSTED NAME IN CONCRETE






Refer to Firth's Paving & Retaining brochure for the full range.

DESIGNER PAVING

A stylish and modern tile-look paver, which has been honed to expose its beautiful aggregate. Protected with Nano-technology, for easy maintenance, which keeps them looking great year round.


Colours:

 50 400 400 Forum®	 50 200 400 Piazza®		
			

CLASSIC PAVING

A more traditional style paver, fair faced finish, in both classic and contemporary colours to create unique living spaces.




Colours:

 50 500 500 Chancery® Available in: Blacksands, Volcanic Ash	 50 450 450 Courtyard Flagstone™ Available in: Blacksands, Volcanic Ash, Terracotta	 50 400 400 Forum® Available in: Blacksands, Volcanic Ash, Sand Dune		
 50 230 190 Walkway Available in: Blacksands, Volcanic Ash, Terracotta, Sand Dune	 50 200 400 Piazza® Available in: Blacksands, Volcanic Ash, Sand Dune	 50 100 200 Holland® Available in: Blacksands, Volcanic Ash, Terracotta, Sand Dune		

PERMEABLE PAVING

Firth's Ecopave range helps manage storm water run-off, allowing water to filter through to the underlying drainage system.

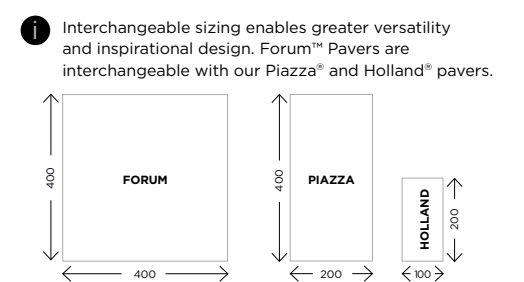
Colours:

 80 100 200 FlowPave Available in: Natural, Blacksands	 80 100 200 FlowPave Set Available in: Natural, Blacksands			 100 200 200 Gobi® Block	
 80 100 200 PorousPave Available in: Natural, Blacksands	 50 300 300 Permeable Patio Paver (Available in North Island only) Available in: Natural, Milford Sound, Raglan Sands, Blacksands			 80 400 400 Grass Paver	

DRIVEWAY PAVING

A hard-wearing paver for vehicle traffic areas.



 50 100 200 Holland® Available in: Blacksands, Volcanic Ash, Terracotta, Sand Dune	 80 100 200 Holland® Set Available in: Blacksands, and Natural; and textures: Bush Hammered or Honed
---	---



EZI WALL (SMALL)

Perfect for DIY'ers, Firth's smallest and lightest segmental wall system. Minimal foundation preparation is required, so walls are easily constructed using the unique interlocking system.






Colours:

 120 160 140 Block	 120 160 140 Cap			
--	--	---	---	---

SEDONA STONE (SMALL)

Firth Sedona Stone® Retaining Blocks, ideal for creating low DIY walls, planters, raised garden beds or finishing your lawn edging. Available in two finishes Straight Face and Tri-Face.






Colours:

 100 200 135 Straight face			 100 200 135 Tri-face	
---	---	---	--	---

GARDEN WALL (MEDIUM)

Firth Garden Wall® Retaining Blocks, has the natural look of quarried stone allowing it to blend in with any landscape. Available in two finishes Straight Face and Tri-Face.







Colours:

 100 300 215 Straight face			 100 300 230 Tri-face	
---	---	---	--	---

COUNTRY MANOR (MEDIUM - LARGE) North Island only

Comes as a set of three different sized blocks, to make a traditional looking wall, adding character to any project.

Colour:







 150 400 250 Large Unit	 150 150 250 Small Unit	 150 300 250 Medium Unit	 75 300 280 Capping Unit		
---	---	--	--	---	---

Fibreglass Pin

COMPAC IV (LARGE)

Designed for commercial applications. The large and rugged units are also popular in residential homes for retaining walls up to 1 metre high.

Colour:

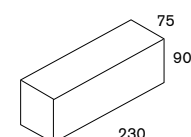
 200 455 305 Straight Face	 200 455 305 Tri-face	 225 455 225 Corner	 270 455 270 Capping Unit		
--	---	---	---	---	---

Fibreglass Pin



FOCUS BRICK®

Focus Brick® is a smaller sized brick, with the clean, strong look of traditional bricks. A durable, low maintenance finish and smooth clean lines.

Straight Edge



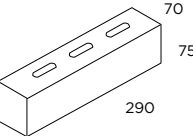
Colours:

	
---	---




STRATA® BRICK

Strata® is our new slimline brick addition into our Designer Brick range. The long, lean lines of the new Strata Brick fit beautifully into today's design aesthetic.





Straight Edge



North Island Colours:

		
---	---	---

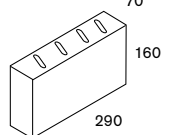
South Island Colours:

			
---	---	---	---

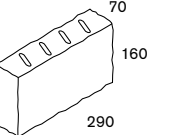
DEVONSTONE®

Devonstone® is a medium sized brick combining warmth and natural charm, together with the durability and strength of concrete.





Straight Edge



Rumbled



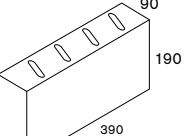
Colours:

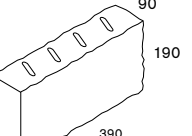
MANORSTONE®

Manorstone® is a larger masonry brick with a pleasant, almost soothing appearance resembling natural stone.





Straight Edge



Rumbled



Colours:



Note: All measurements are in millimetres.
Disclaimer: Colours shown give a general indication of colour only. Colours may vary between North and South Island, due to locally sourced materials. We advise viewing a current product sample before making final selection. Please contact your local Firth representative.

Refer to Firth's Designer Brick brochure

